



South Sudan COVID-19 Weekly Epidemiologic Bulletin

Issue #: 18

03 – 09 May 2021

Epidemiologic Week 18



39 New Confirmed Cases	10641 Total Confirmed Cases	0 New Deaths	115 Total Deaths	1330 Contacts Under Follow-up	156542 Cumulative Samples Tested
---------------------------	--------------------------------	-----------------	---------------------	----------------------------------	-------------------------------------



Map source: WHO Weekly Bulletin

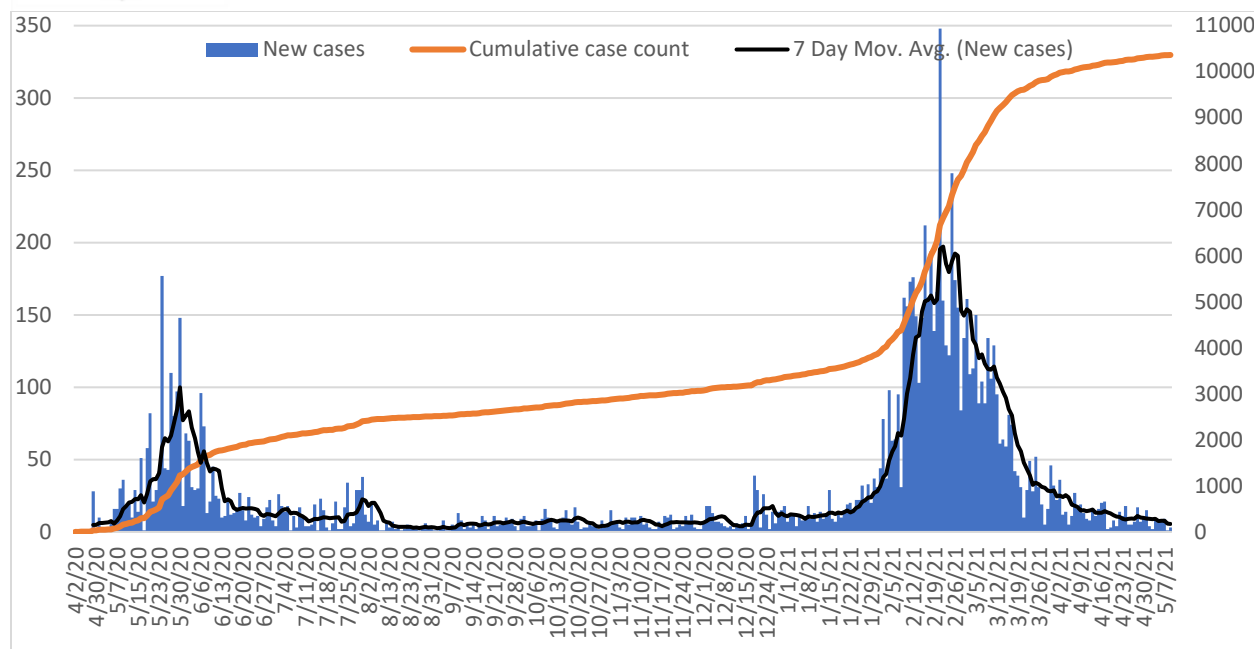


Figure 2. Epidemiological curve of reported cases through Week 18, showing new cases (blue bars), rolling 7-day average of reported cases (black line), and total cumulative reported cases (yellow line)

Epidemiology and Surveillance Update

Thirty-nine new cases were identified in Week 18, bringing the cumulative number of confirmed cases to 106491¹, including 337 imported cases mainly from South Sudanese returnees (166), Uganda (52), and Kenya (19). There were no new imported cases in Week 18. This week's tally is the lowest since epi week 51 when the country confirmed 25 cases. There was a 39.1% decrease in reported cases compared to Week 17. However, moving averages for yield, case count, and proportional daily case change either continued downward trend or flattened in Week 18. There were no reported deaths in Week 18. However, mortality surveillance and reporting in the community needs to be active (i.e., the mortality surveillance team needs to respond to all community death alerts and visit mortuaries every day to look for suspect deaths and swab them). Although cases had surged in the country in the first two months of 2021, the case count has been decreasing for the past eleven epi weeks based on the 7-day moving average [Figure 2]. The case tally for Week 18 represents only 0.4% of the cumulative case total (compared to a high of 19.8% in Week 07). While it is more likely that the recent surge in the number of cases meant the country was detecting more of cases from widespread community transmission due to increased testing, other factors including non-adherence to COVID-19 testing standard operating procedures by private testing facilities and double counting due to testing at multiple locations during the 14-day follow-up period may have contributed to the increased case tally.

At the end of Week 18, 35 (43.8%) of the 80 counties in the country have a confirmed case [Figure 1]. There was no county with a first confirmed case this week. Cumulatively, the age distribution of cases reported is skewed towards people under 50 years old, with most cases occurring in the 20-49 age

¹ The cumulative case tally is likely an underestimate with backlogged data from some GeneXpert testing sites still to be added



group and skewed heavily towards males [Figure 3]. Fifty-seven percent of cases reported their nationality as South Sudanese, with a significant proportion (21.9%) with unknown nationality [Figure 4]. Despite expanded testing and increases in cases, the demographic breakdown profiles of the cases have not changed since the beginning of the outbreak. However, certainty about the case profiles is affected by increased lack of individual-level data and line lists especially from private testing facilities and GeneXpert (GXP) testing sites. This affects our ability to properly detect any changes in profiles.

About 51.3% of the cases in Week 18 were reported through traveler screening but a significant proportion (17.9%) of cases having unknown surveillance source. This is mainly due to a lack of individual-level data for data reported by GXP sites. Cumulatively, pre-travel screening account for the greatest proportion of cases (63.0%), followed by contact tracing (11.6%), and alerts (7.6%) [Figure 5B]. Most of the reported cases (59.0%) in Week 18 came from Central Equatoria. Unity (20.5%), Ruweng Administrative Area (7.7%), Eastern Equatoria and Jonglei (5.1%), and Lakes (2.6%) contributed the remaining cases to the weekly case tally. Upper Nile, Abyei Administrative Area, Western Bahr el Ghazal, Northern Bahr el Ghazal, Western Equatoria, and Warrap did not report any cases in Week 18 [Figure 6]. In Week 18, no healthcare worker was confirmed as a case, so the cumulative case tally among healthcare workers remained at 256. Most of the cases among healthcare workers came from Central Equatoria (218), followed by Abyei (13), Jonglei (10), and Eastern Equatoria (9). Three states (Upper Nile, Western Bahr el Ghazal, and Northern Bahr el Ghazal) have not reported any cases among healthcare workers [Figure 7].

We are starting to see more testing reported from the states, mostly driven by further decentralization of GXP machines throughout the country (at least 27 sites). However, it is still difficult to know if there is community transmission in the states because there is still not enough testing being done. Nevertheless, notable clustered outbreaks have been reported in past epi weeks in Nzara, Yirol, Bentiu, Bor, Lakien, Pariang, Ruweng, Mapourdit, and Pamir, although epidemiological data usually lag in communication to the national authorities once the outbreaks are in the flourishing stages. Overall, COVID-19 surveillance and testing at sub-national levels continue to be weak and are in need of scaling up.

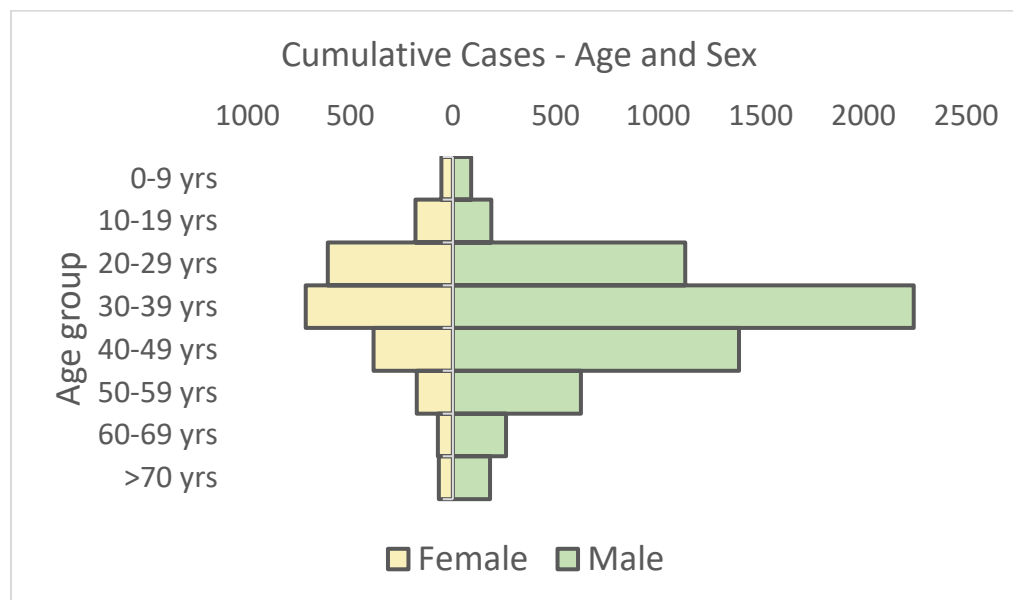


Figure 3. Distribution of cumulative reported cases by age and sex

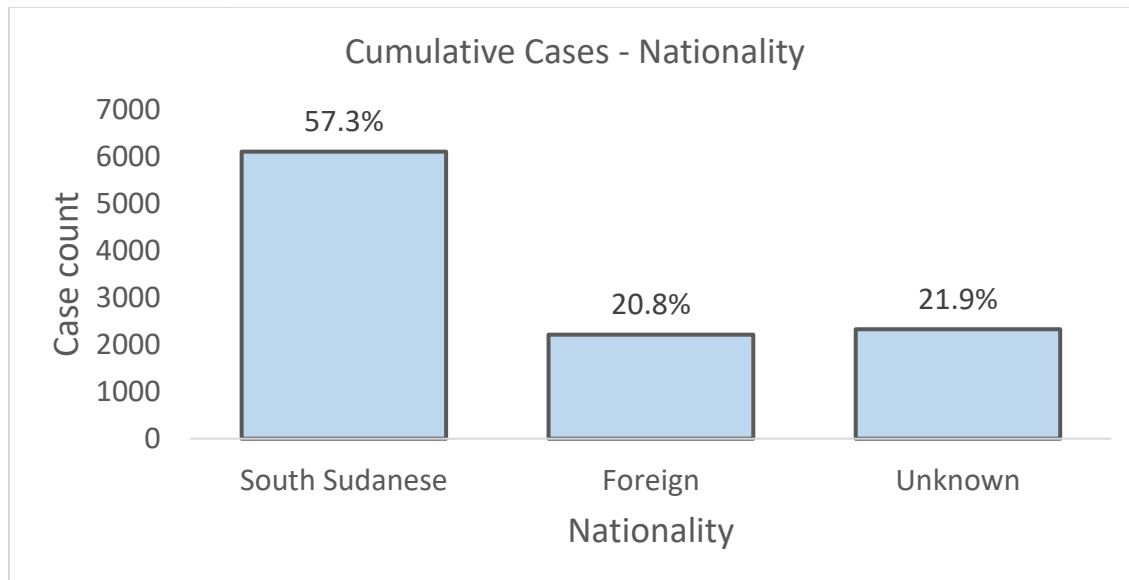


Figure 4. Distribution of cumulative reported cases by nationality

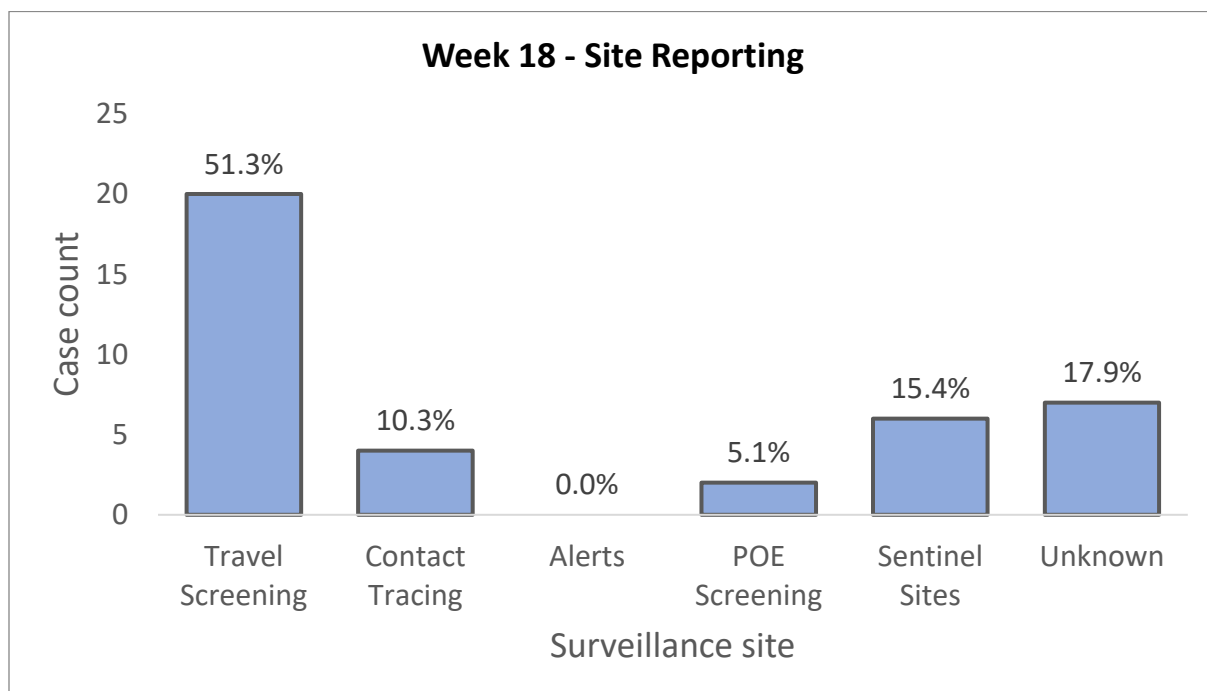


Figure 5A. Case by surveillance site (Week 18)

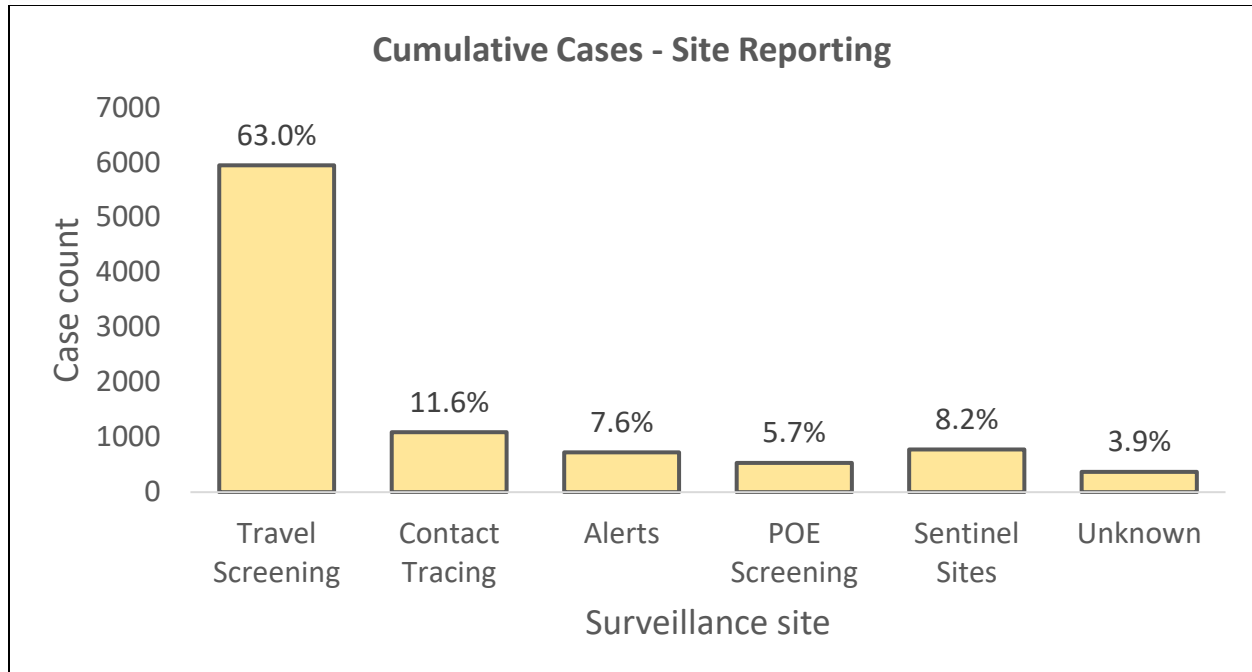


Figure 5B. Cases by surveillance site (cumulative)

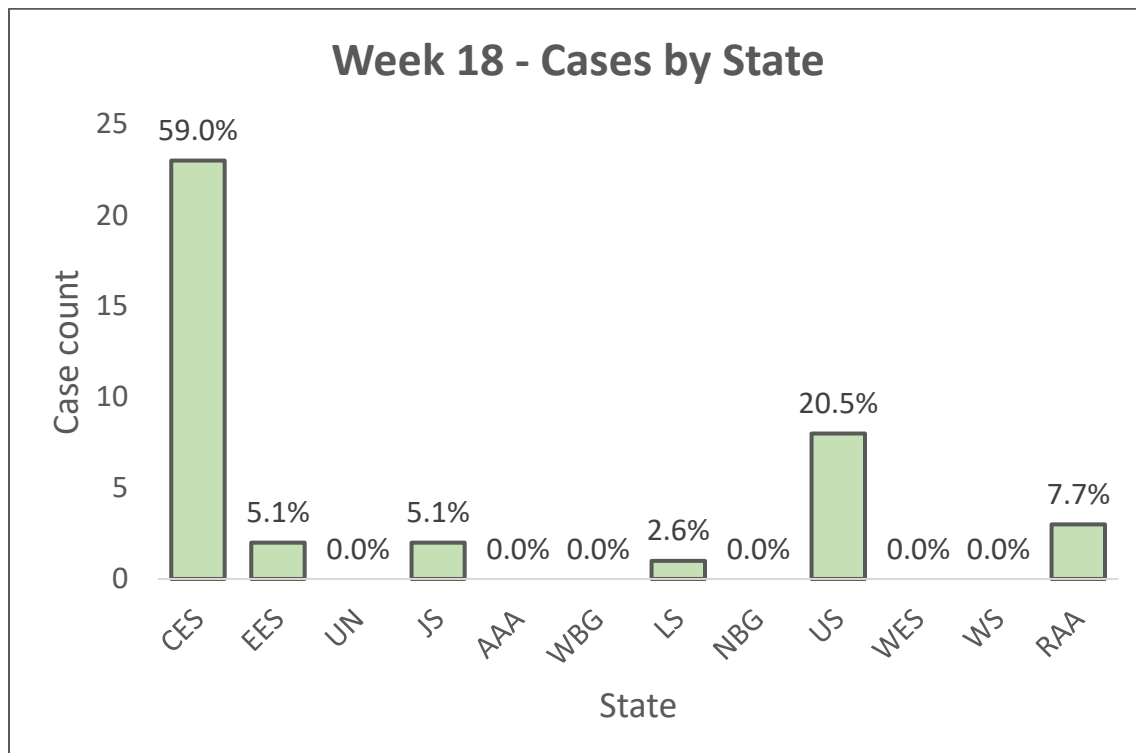


Figure 6. Case distribution by state (Week 18)

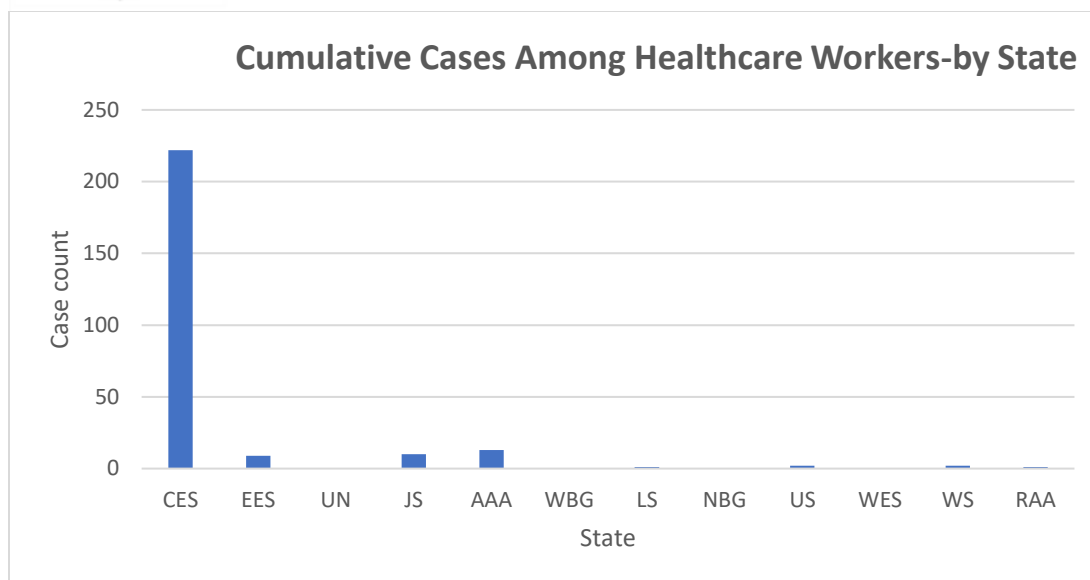


Figure 7. Cases among healthcare workers by state (cumulative)

Interpretation and recommendations

- This week showed a 39.1% decrease in the number of reported cases compared to Week 17. This is the eleventh consecutive week of a decreasing trend in case count. There were no new confirmed deaths in Week 18. However, there is a need for a more active mortality surveillance to identify COVID-19 deaths in the community. While trends in moving averages for proportional daily case change, case count and positivity yield have declined or stabilized in recent epi weeks, it is important to conduct genomic sequencing to know which variants of SARS-CoV-2 are in circulation since they might change the transmissibility, clinical presentation, and severity of the disease among the population
- Identification of duplicated cases is an ongoing activity by the EOC data management unit with support from partners. Several duplicated cases have already been identified using a combination of core variables (e.g., name, age, and phone number). The EOC will develop SOPs to standardize the process of removing duplicates and replacing them with new cases. In addition, the EOC has mandated all private testing facilities to use the MOH approved CIF, although this is currently only happening at Queens Medical Complex and Nojum and still pending at Med Blue. Use of this form will allow for duplicate cases to be easily identified using a core group of variables including name, age, phone number, sex, and having had a previous COVID-19 test
- Improved quality of data collection on individuals tested with key variables including surveillance site, nationality, age, sex, previous test history, clinical profile/symptomology remains critical to understand and characterize cases. The lack of complete individual-level data from some private testing sites as well as from most facilities using GXP testing continues to affect our ability to fully describe the outbreak in South Sudan
- Contact tracing and alerts accounted for 10.3% and 0.0% of this week's case tally respectively. Cumulatively, cases originating from contact tracing (11.6%) and alerts (7.6%) remain important



to improve case surveillance in these populations with timely screening/testing of suspects and all listed contacts

- Despite recent improvement in reporting of results from GXP testing sites at sub-national level and the addition of backlogged data, only 10.3% of all confirmed cases have been detected in states other than Central Equatoria and Eastern Equatoria. **In addition, about 85% of all cases have been detected in Juba compared to 15% outside of Juba, indicating that surveillance, testing, and reporting need to be improved and expanded in locations outside Central Equatoria**
- Although there is improved reporting of data from GXP testing sites (they have had the greatest positivity yields over the past nine epi weeks), the data are currently provided in aggregate versus at the individual level format. **Partners supporting the GXP testing sites need to provide to the EOC Data Management Unit individual-level data for both positive and negative results in order to better characterize the outbreak in these locations**

Laboratory Update

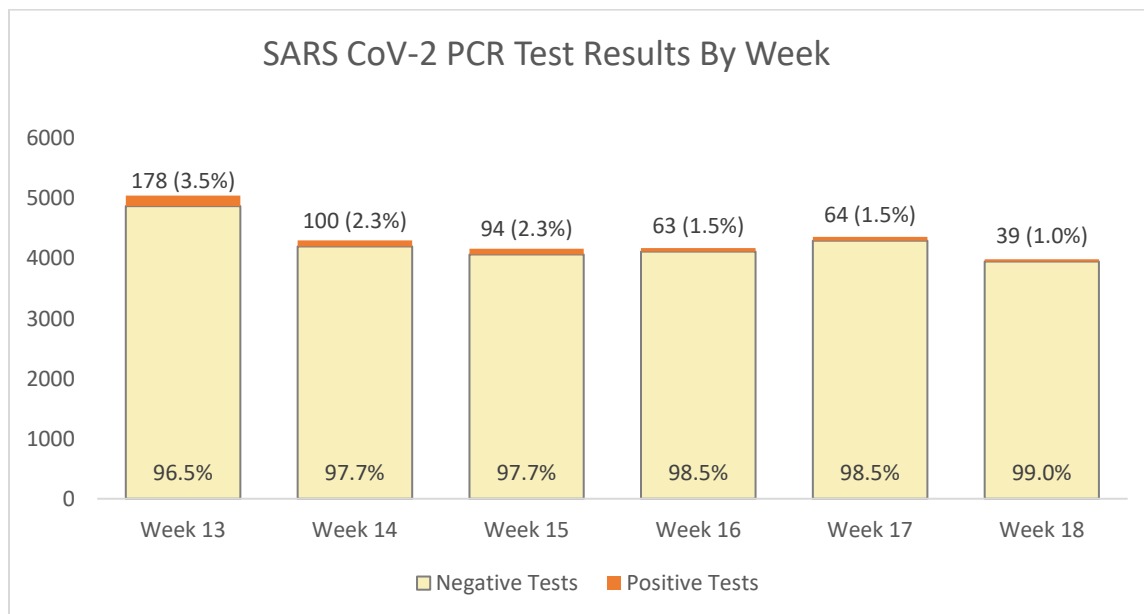


Figure 8. SARS-COV-2 PCR test results by week

Interpretation and recommendations

- **Average positivity peaked at 22.4% in Week 07. However, average positivity yields have been declining for the last ten epi weeks, reaching a low of 1.0% this week, likely indicating that the second wave has ended [Figure 8].** While the recent surge in cases was likely due to the country simply detecting more of what has always been there – widespread community transmission, non-adherence to COVID-19 testing protocols in some testing facilities, with people being retested before they complete 14 days of follow-up could have led to double counting of follow up cases. The EOC identified 178 such duplicated cases, and these will be removed from the cumulative case tally once SOPs to standardize the removal process have been finalized. There



are also anecdotal reports of quality control challenges at the private testing clinics (e.g., positive result at a facility turning negative in another). **The NPHL and EOC must implement a system of quality assurance for all COVID-19 testing laboratories in South Sudan. This can be adapted from the quality assurance system already in use for HIV and TB in the country**

- **Positivity yields have declined significantly in recent epi weeks. However, positivity is still high in GXP testing sites due to the targeted testing (i.e., alerts, suspected cases, and contacts of cases) done at these locations.** Positivity yields were as follows in Week 18: Med Blue (0.4%), NPHL (1.4%), Nimule (1.2%), Queens Medical Complex (0.9%), Nojum (0.0%) [Figure 9A], Kapoeta (0.0%), Torit (0.0%), Lakien (11.8%), Yei (0.0%), Maban (0.0%), Pariang (2.7%), Pamir (33.3%), Bentiu (10.8%), Makpandu (0.0%), Nzara (0.0%), Agok (0.0%), Gordhim (0.0%), Gentil PHCC (0.0%), Mapourdit (11.1%), and UN/UNMISS (0.0%) [Figure 9B]. Approximately 156542 SARS-CoV-2 PCR tests have been performed throughout the outbreak with 6.8% crude positivity
- **Currently, there is limited quality assurance (QA) oversight of private testing facilities by the NPHL. As discussed above, the NPHL must implement a QA system for all COVID-19 testing laboratories in South Sudan**
- Reluctance to use MOH data capture tools, late and aggregate reporting (i.e., no individual-level data), and refusal to facilitate the work of the contact tracing and case management teams, have been major challenges from working with the private testing facilities. It is important that the private testing labs fully cooperate with the country COVID-19 SOPs including on testing protocols and data collection and reporting requirements
- Lastly, the EOC needs to produce a comprehensive testing dataset (combining positive and negative results with the CIF variables). This is important to calculate yields of sub-groups presenting for testing to see whether the epidemiology is changing for any of them (e.g., age groups, sex, clinical profile, testing category, etc.). For example, despite expanded testing and increases in cases, the demographic breakdown profiles of the cases have remained unchanged. A comprehensive testing dataset could tell us if the profile of those presenting for testing is the same as it was during the first six months of the outbreak

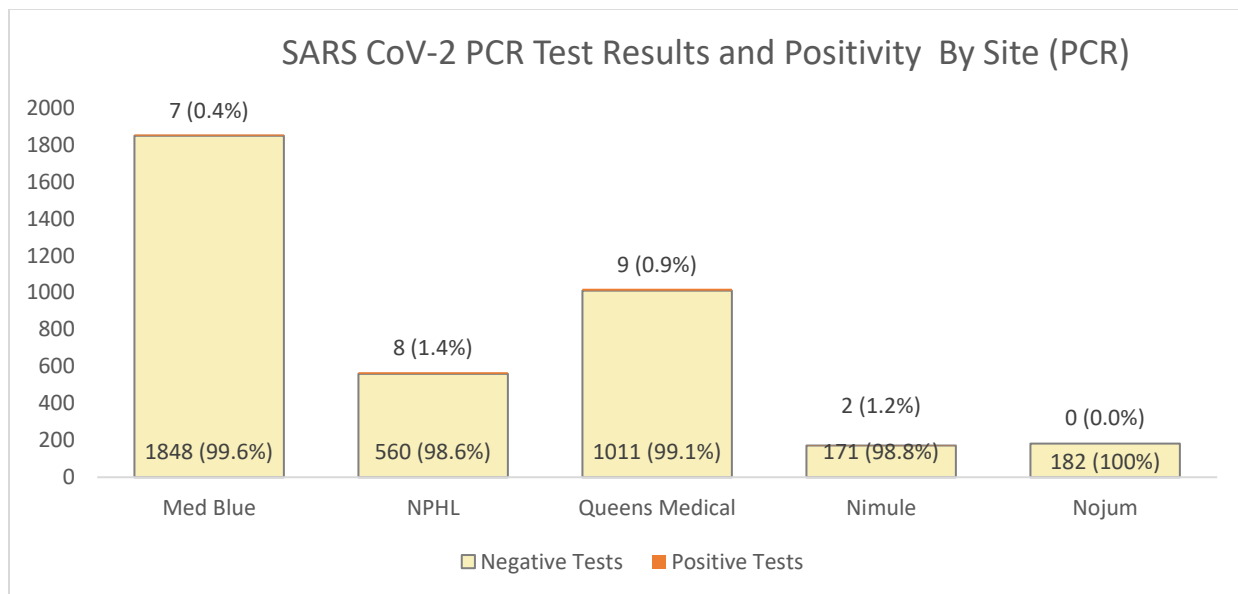


Figure 9A. SARS-CoV-2 PCR test results and positivity by testing site [PCR] (Week 18)

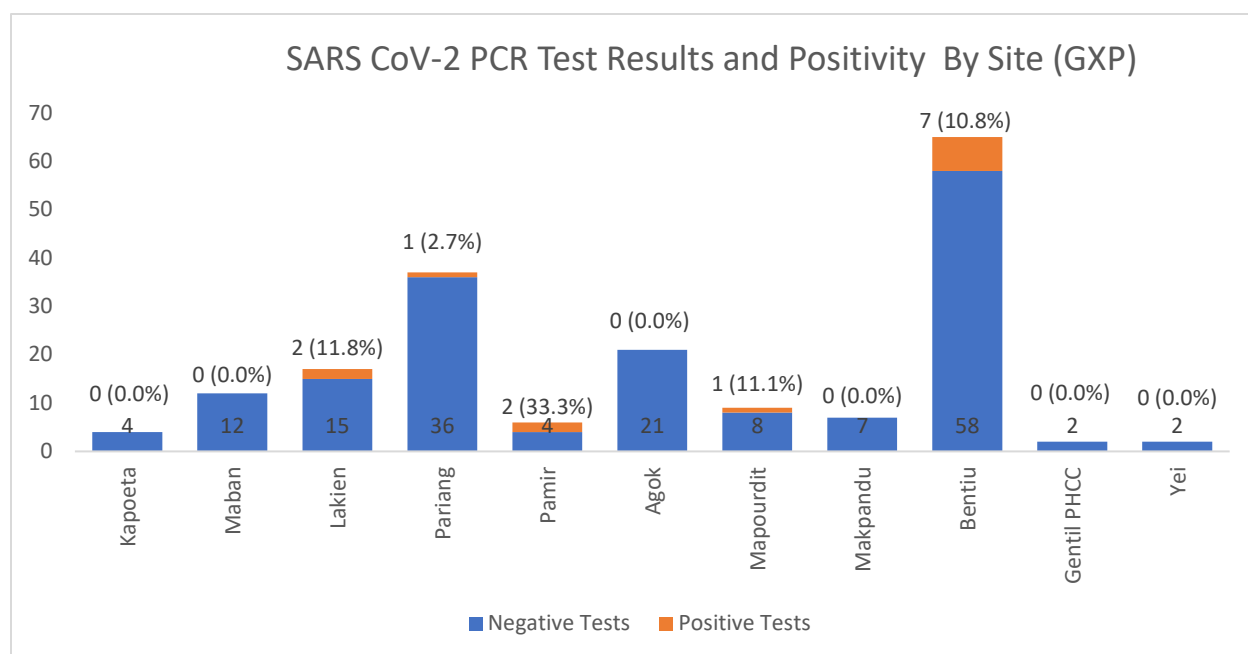


Figure 9B. SARS-COV-2 PCR test results and positivity by testing site [GXP] (Week 18)

Hotline/Alert System Update

There were 22 potential COVID-19 alerts (all through the call center/hotline) in Week 18, a decrease of 21.4% compared to the number of alerts in Week 17. The trend in reported alerts has been downward in the last several epi weeks since a high of 145 alerts was recorded in Week 06. Between Weeks 06 and 18, there has been an 84.8% decrease in the number of alerts, mirroring the observed decreases in case count and positivity yield in recent weeks. Twenty of the 22 alerts (91%) were verified and investigated by the rapid response team (RRT). Samples were collected from all 20 (100%) of investigated alerts [Figure 10]. About 63.6% of the potential alerts were from Central Equatoria followed by Upper Nile (13.6%), Western Equatoria (9.1%), and Western Bahr el Ghazal, Northern Bahr el Ghazal and Warrap (4.5%). Eastern Equatoria, Lakes, Unity, and Jonglei did not report any alerts in Week 18 [Figure 11]. No alert tested positive for COVID-19 this week. Cumulatively, 2656² alerts have been reported, of which 2533 (95.4%) have been verified, and 2452 (96.8%) of the verified alerts were sampled.

² Excludes any alerts not reported by the Watch Desk

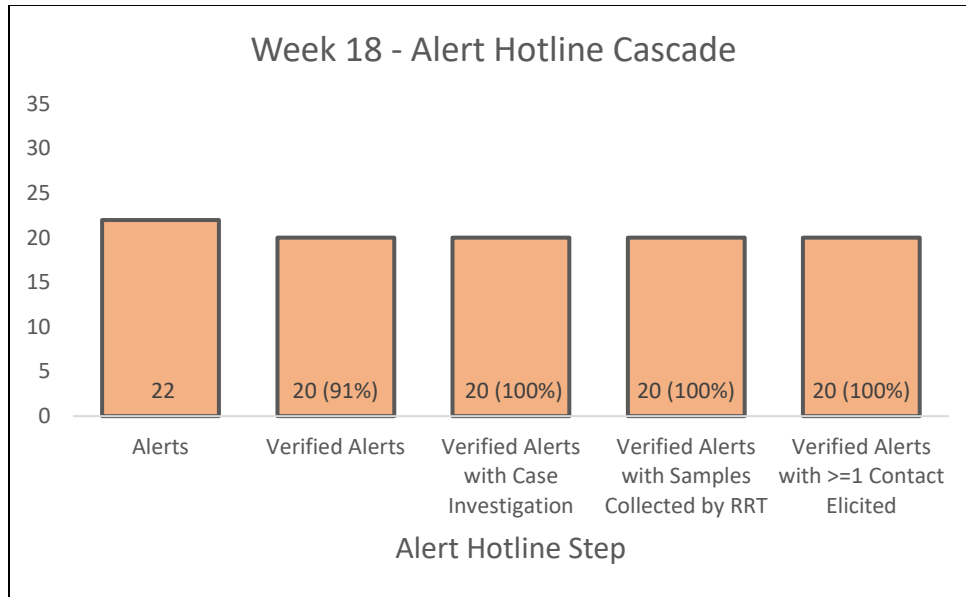


Figure 10: COVID-19 related alerts cascade (Week 18)

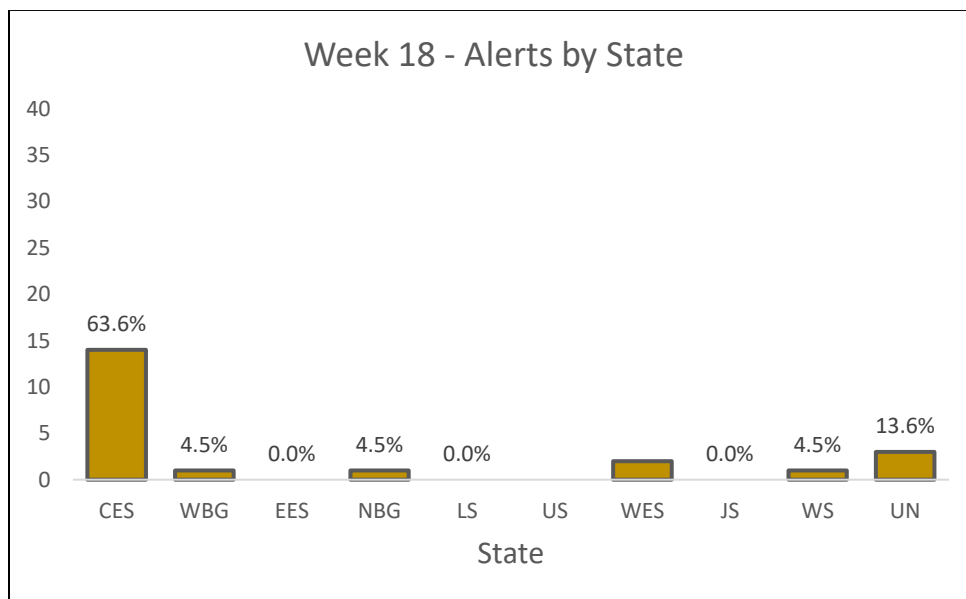


Figure 11: COVID-19 related alerts by state (Week 18)

Interpretation and recommendations

- All verified alerts (20) screened to meet case definition for COVID-19 were investigated and sampled
- **None of the 20 sampled alerts in Week 18 tested positive**
- Alerts represent a small number of total tests run in South Sudan (1.6%). Understanding the reasons behind the low number of alerts via the call center/hotline should be investigated to



identify root causes and potential drivers to remediate. Moreover, alerts outside of Central Equatoria are generally limited. Ongoing discussions to strengthen the hotline system and RRT, case investigation, contact tracing, sentinel sites, and mortality surveillance teams continue to be needed

Contact Tracing System Update

During Week 18, there were 23 cases in Juba County, of which 16 (69.6%) were distributed to ICAP by the EOC for contact listing and tracing. Fifteen (93.8%) of the 16 cases distributed to ICAP had valid phone numbers, of whom 11 (73.3%) provided contacts (up from 53.3% in Week 17). Five cases (31.3%) either denied their result (1), did not pick up after their phone (1), had the wrong phone number listed (1), or other reasons (2 — case in isolation [1] and reported no contacts [1]). From the eleven cases that provided contacts, a total of 39 contacts were listed, providing a case to contact ratio of 1:3.5 (up from 1:2.6 in Week 17). Since community-based contact tracing started in early October 2020, a total of 4784 contacts have been elicited from 610 cases (a ratio of 1:7.8), of which 1330 (27.8%) are still under active follow-up. Fifty-eight contacts have completed their follow-up period this week, with a cumulative total of 3078 (64.3%) thus far. None of the 1330 contacts followed up in Week 18 reported COVID-19 related symptoms. Samples were collected from 37 contacts this week. Four (10.8%) of the 37 contacts sampled this week tested positive for COVID-19. Cumulatively, 15857 contacts have been listed and followed up since the first confirmed case was reported in April 2020, of which 14618 (92.2%) have completed follow-up.

Interpretation and recommendations

- Solicitation of contacts from cases continues to be a challenge for the contact tracing team. In Week 18, 31.3% of the cases distributed to ICAP did not have contacts listed due to various reasons including denial of COVID-19 results, wrong phone number, and not picking their phone. The contact tracing team has embedded data clerks in two of the three private testing facilities to facilitate contact listing and checking of listed phone numbers for active status when the contact tracer is still engaged with the case
- The main barriers to enroll contacts successfully continue to be:
 - 1) Unwillingness of cases to list contacts
 - 2) Incorrect contact addresses (physical location and phone number)
 - 3) Contacts not answering their phones

Case Management Update

Most cases that record the type of case management are managed at home (40.6%), with very few admitted to a health facility or hospital. A significant proportion of cases continues to have “unknown” (59.0%) case management type at first contact. Ninety-eight percent (10462) of all cases were discharged as of Week 18, with 64 cases (0.6%) under active follow-up. One hundred and fifteen cases have died, yielding a case fatality rate of 1.08% [Fig 12].



Case management at first detection	Count	Percent of total cases
Home management	4290	40.6%
Hospital	19	0.2%
Isolation center	4	<0.1%
UN health facility	2	<0.1%
UN home management	3	<0.1%
Died	10	0.1%
Unknown	6227	59.0%

Table 1. Distribution of case management type for cumulative cases, showing total count and as a percent of total cases. Data obtained for date of first contact with the patient

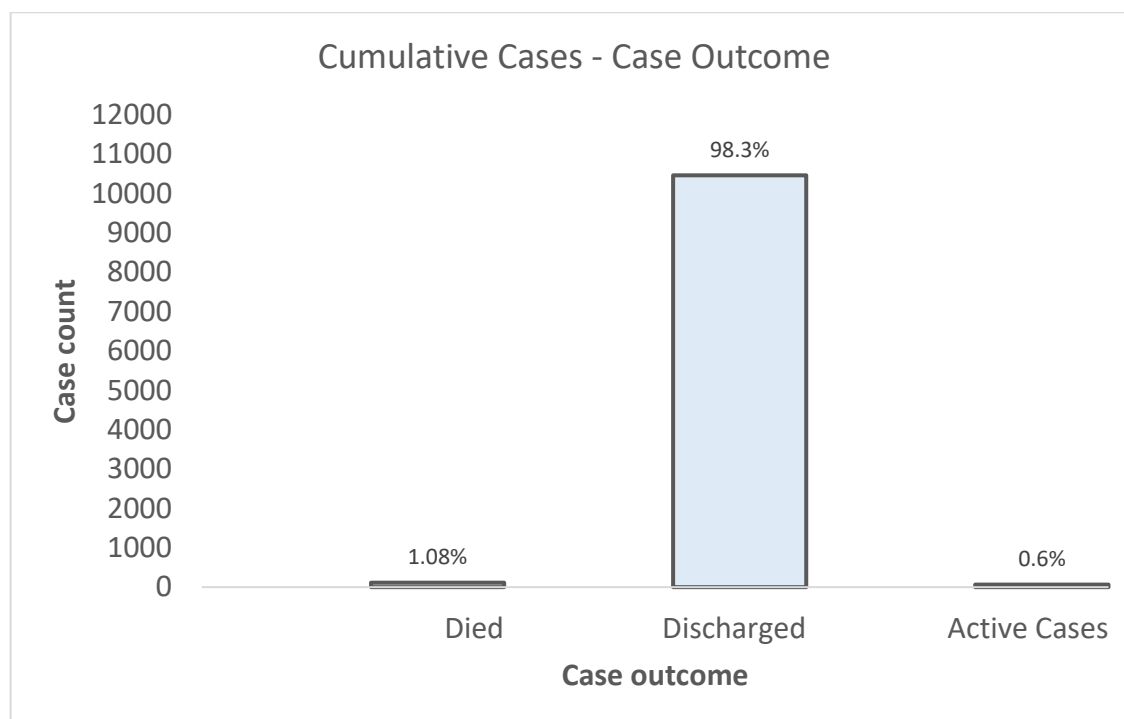


Figure 12. Distribution of case outcome for cumulative cases

Interpretation and recommendations

- Most cases with a case management type are managed at home. About 59.0% of all cases do not have case management type reported, with documentation entirely absent in several of the recent reporting weeks. The coordination of case management data needs to be improved between all reporting and receiving parties
- **The case fatality rate stands at about 1.08%**



Risk Communication and Community Engagement Update

The following achievements were registered during Week 18 under the risk communication and community engagement (RCCE) pillar:

- Community mobilizers reached 46129 individuals (19843 males; 26286 females) with COVID-19 preventive messages and measures for the community to act and safeguard themselves against COVID-19 infection. This was through awareness sessions during house-to-house visits and megaphone broadcasts in the respective catchment areas
- Thirty-two key opinion leaders including community leaders, teachers, religious leaders, and village chiefs across South Sudan, were oriented/trained on COVID-19 messaging
- Twenty-two community mobilizers received a refresher training on communication skills pertaining to COVID-19 messaging
- 320 radio jingles were aired in 10 local languages through different radio stations across all 10 states in the country
- Five talk shows were conducted
- Community-based contact tracers supported by ICAP, provided information about COVID-19 to 1238 persons
- Main challenges for the RCCE pillar include:
 - 1) Community non-compliance with COVID-19 preventive measures
 - 2) Stigmatization of COVID-19 prevents people from reporting suspected cases to the hotline

Points of Entry Update

During the epidemiological week, IOM screened 3972 (3012 males, 960 females) travelers from Nimule land crossing. Nimule PoE screens only arriving travelers. No traveler underwent secondary screening. The cumulative number of travelers screened for COVID-19 from Feb 15, 2020 to May 09, 2021 is 606706.

Most of the travelers screened at Nimule PoE this week were truck drivers and returnees. Of the 3972 inbound travelers, 1291 were returnees from refugee camps in Uganda, 812 were other nationals other than truck drivers, and 1869 were truck drivers. The returnees from the camps are allowed to proceed to their destination without undergoing quarantine or presenting COVID-19 certificates but random samples are taken from at least one traveler per household. Other nationals and truck drivers are required to present valid COVID-19 free certificate to enter South Sudan.

IOM continues to actively participate in all the established coordination mechanisms for COVID-19 including technical working groups, state task force and national taskforce meetings in Nimule.

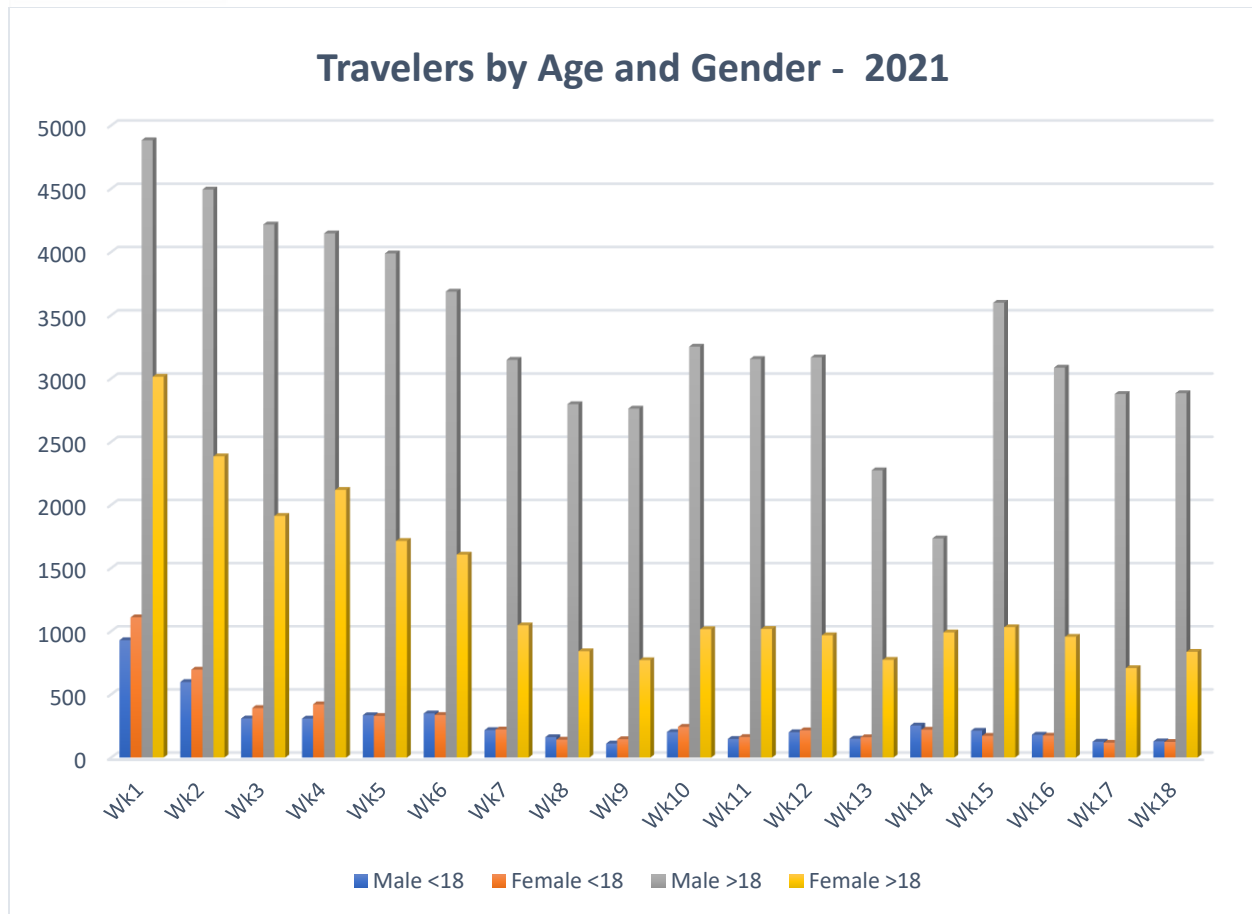


Figure 13. Number of travelers screened by sex and age

Vaccination Update

No update from this pillar in Week 18

Tel #: +211922202028

For additional information follow these links:

http://moh.gov.ss/daily_updates.php

<http://moh.gov.ss/covid-19.php>

Note: COVID-19 testing in South Sudan is free of charge for alerts, contacts of cases, and suspected cases